Charging Station Solution

PV & ESS & EV Charging Solution

FOLLOW US

Contents

01-14 Charger

15-28 Charging Module

15
17
19
21
23
25
27

29-31 Charger Components

29
30
31

32 R&D Capability

33-34 Manufacturing Capacity

Product Advantages

Product Parameters

AC Input

Super Fast Charging Stations
SFC 40

Product Advantages

Product Parameters

AC Input	
	> >
	3W + N + PE
DC Output	
	⩽
	⩽ >
Efficiency	⩾
	⩽ 65 dB @ +25 °C
Working Environment Conditions	
	-30 to +50
	-40 to +70
	⩽
Function	
Appearance	
	700 x 1300 x 460 (mm)
Certifications Ability	

Super Fast Charging Stations
SFC 60

Product Advantages

Product Parameters

AC Input	
	⩾
	3W + N + PE
DC Output	
	⩽
	⩽
Efficiency	⩾
	＜65 dB (@ +25)
Working Environment Conditions	
	-30 to +50
	-40 to +70
	⩽
Function	
Appearance	
	700 x 1300 x 460 (mm)
Certifications Ability	



Product Advantages

Product Parameters

AC Input	
DC Output	
Efficiency	
Working Environment Conditions	
	-30 to +50
Function	
Appearance	
Certifications Ability	

Product Advantages

Product Parameters

AC Input	
	⩾
	3W + N + PE
DC Output	
	⩽
	⩽
Efficiency	⩾
	⩽ 75 dB @ +25 °C
Working Environment Conditions	
	-30 to +50
	-40 to +75
	⩽
Function	
Appearance	
	780 x 1710 x 760 (mm)
Certifications Ability	

Product Advantages

Product Parameters

AC Input	
	⩾
	3W + N + PE
DC Output	
	⩽
	⩽
Efficiency	⩾
	⩽ 75 dB @ +25 °C
Working Environment Conditions	
	-30 to +50
	-40 to +75
	⩽
Function	
Appearance	
Certifications Ability	

Product Advantages

Product Parameters

AC Input				
	⩾			
	3W + N + PE			
DC Output				
Charging Interface Configuration (PCS)				
Efficiency	⩾			
	⩽ 70 dB			
Working Environment Conditions				
	-20 to +50			
	-40 to +70			
	⩽			
	Rectifier cabinet: forced air cooling; fast charging end: natural air cooling; super charging end: liquid cooling			
Function				
Appearance				

20 kW Charging Module

Product Advantages

Product Parameters

AC Input	
	Three-phase four-wire 323 to 437 VAC (full load)
	<
	> 0.99 @ full load; >
	<
Efficiency	
DC Output	
	⩽
	⩽
	⩽
	⩽
	⩽
Monitor	
Working Environment Conditions	
	-40 to +65
	-40 to +65
	-40 to +65
Product Reliability and Safety	
Alarm and Protection	
Dimensions and Weight	

20 kW Charging Module



Product Advantages

Product Parameters

AC Input	
DC Output	
Monitor	
Working Environment Conditions	
Product Reliability and Safety	
Alarm and Protection	
Dimensions and Weight	

30 kW Charging Module

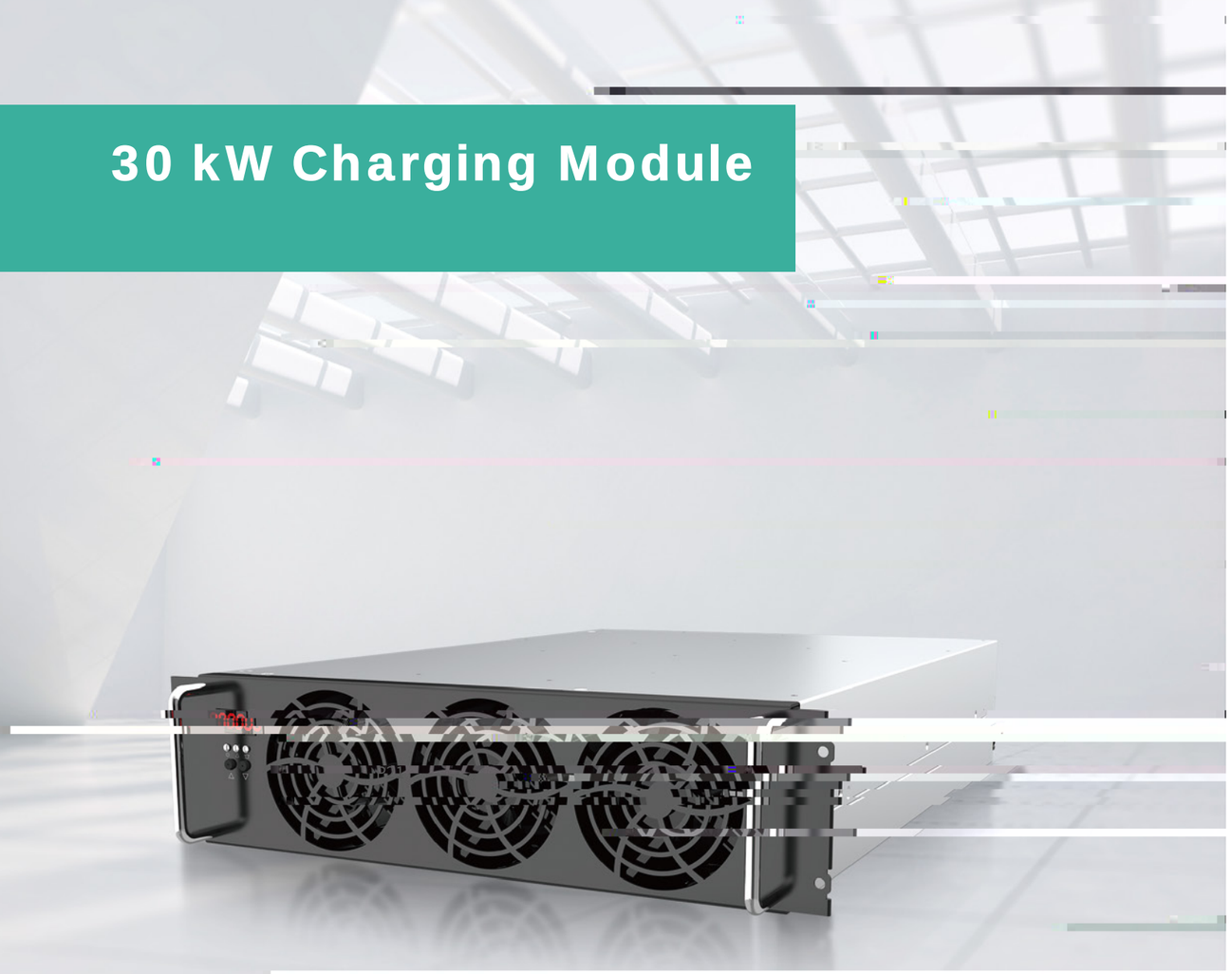

Output Characteristic Curve

Product Parameters

AC Input	

60 kW Charging Module



Maximum load curve



Product Parameters

AC Input	
	<
Efficiency	⩾ 97 %
DC Output	
	⩽
	⩽
	⩽
	⩽
	⩽
Monitor	
Working Environment Conditions	
	-40 to +75
	-40 to +75
	⩽ 4000 m;
	derating point reduced by 1
Product Reliability and Safety	
	>
Alarm and Protection	
Dimensions and Weight	
	300 × 100 × 437.5 mm (handle excluded)

25 kW Charging Module

Output Characteristic Curve

Product Parameters

DC Input	
	700 VDC (rated voltage)
	<
Efficiency	
DC Output	
	⩽
Monitor	
Working Environment Conditions	
Product Reliability and Safety	
Alarm and Protection	
Dimensions and Weight	



Applications

Product Advantages



Applications

Product Advantages

Charger Protocol Converter (PLC)



Applications

PLC protocol converter supports supports European standard, American standard, Japanese standard and other CCS charging protocol.

Function

-
- CCS compatible with DIN 70121, ISO15118 Standard
-
-
-
-
-
-
-

Charging standards:	—	**Communication port:**	—
Electricity supply:	—	**Dimension:**	—
	—		
Working power consumption:	— <	**Range of working temperature:**	— -40 to +85

R&D CAPABILITY

Sustainable R&D Investment

R&D Investment

>3,000

35%

>12%

Patents & Industry Standards

1,990+

↑ 400+

32

● 9

38

● 28

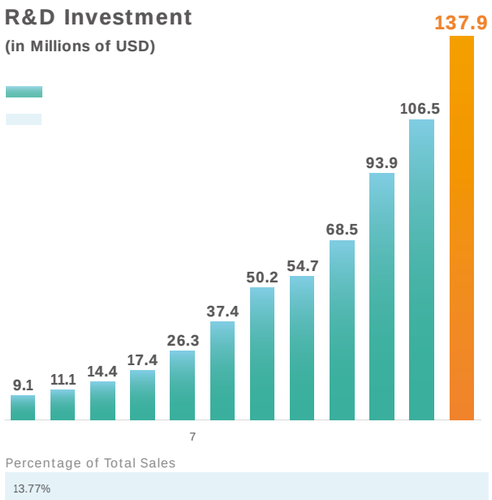

Testing Capabilities & Management System

MEGMEET's testing capabilities and management system have been

System Components Supplier

Source Factory

One-Stop Solution